

RC600

SIMAG

613 kg (+73 kg +73 kg cart) Storage bin

Other models in this range: RC 200 - RC 300

Technical Features

- Stainless steel exterior for both storage and frame.
- Storage compartment is heavy duty.
- Frame can be pre-assembled or shipped as kit. In this case, castered cart is loaded within the ice storage compartment, for reduced freight and storage costs.
- Pre-cut top panel, to accommodate multiple Simag icemakers.
- Ice falls from ice machine into storage compartment, with Polyethylene interior, sanitary and easy to clean. It is allowed into the shuttle carts through a guillotine-style dosage system, first in - first out fashion, for assured ice freshness.
- No more ice transferring operations from your storage: ice is gravity-fed into the shuttle cart. And to distribute your ice at the usage point, ice shuttle cart(s) are equipped with easy to use and hygienically proven ice totes (accessory).
- Convenient multi position ice guillotine prevents ice spillage and assists during ice loading operations.
- To accelerate flow during ice extraction, ice paddle (and hanging bracket) are available standard.
- Storage compartment bin door is spring loaded for safe usage and tight seal. Made in durable rotocast plastic, is light yet durable, withstanding typical rough handling of busy working environments.
- Bin door frame is sturdy and ergonomic, accommodating the hinge mechanism of Simag state of the art bin door.
- Polyurethane Insulation assures long periods of ice storage, reducing ice melt.
- Sliding polyethylene inspection windows are handy for visual control and initial paddle operation.
- Load resistant, stainless steel adjustable legs, have flanged feet for stability and ease of height adjustment.
- Heavy-duty frame, hosts base with built-in drain for bin and cart. Drain connection is reversible.

Bin Capacity

kg 318 (+73 kg +73 kg Ice Cart)

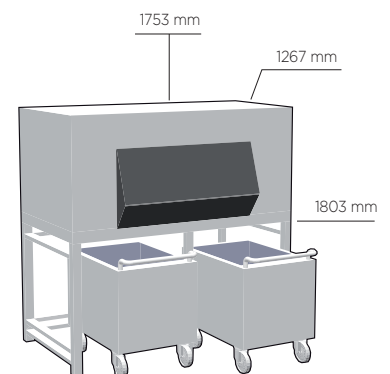
Warranty

2 years warranty on components

Technology and Certifications



Certified ISO 9001



MILANO OFFICE
Sales Dept.
Tel. +39 02 93900215
e-mail: sales@simag.it
Service Dept.
Tel. +39 02 93960357
e-mail: service@simag.it

SIMAG FAR EAST
Singapore Office
Tel. ++65 6738 5393
e-mail: scotsman@scotsman.com.sg

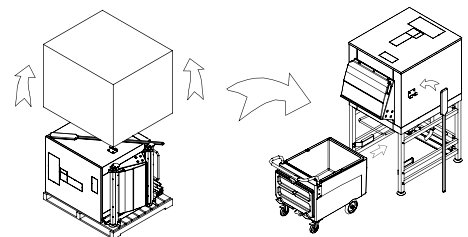
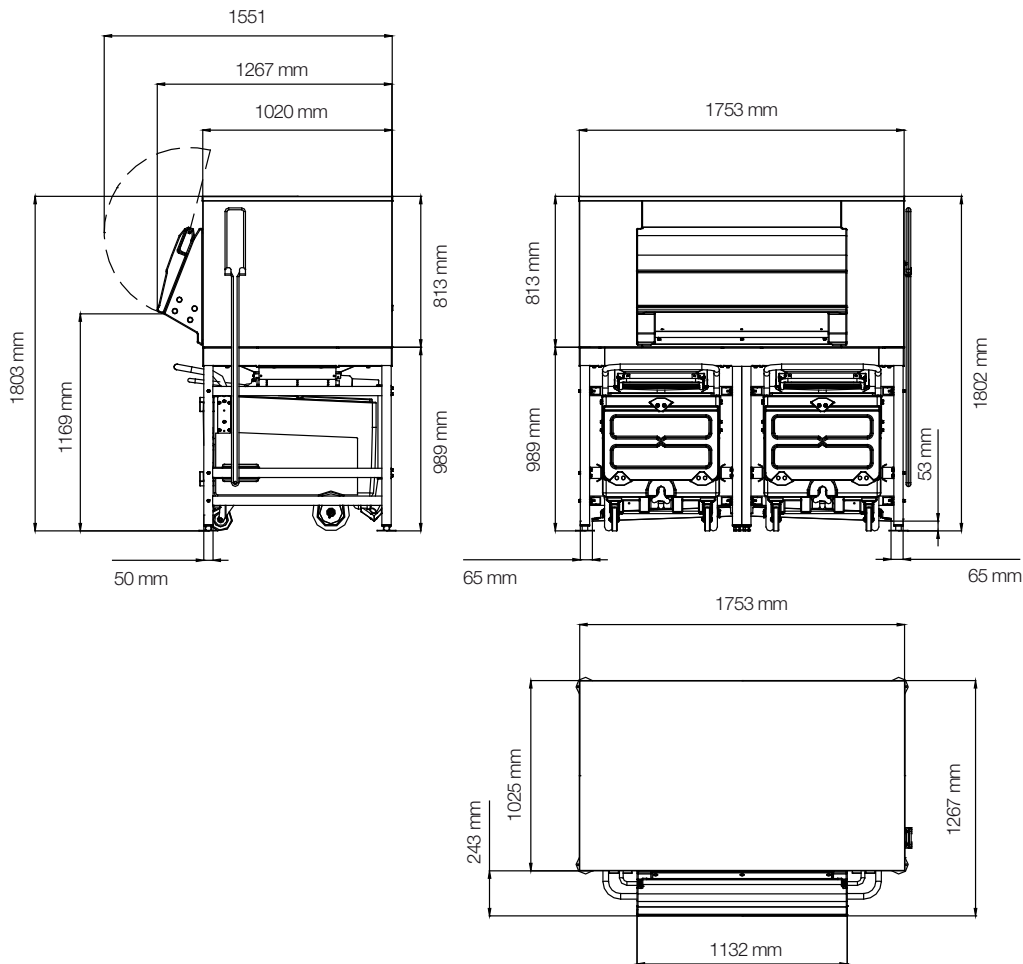
www.simag.it

RC600



613 kg (+73 +73 kg kg cart) Storage bin

Other models in this range: RC 200 - RC 300



Specifications and design are subject to change without notice

	Shipping size mm	Net Weight kg	Shipping Weight kg
RC 600	1130 x 1330 x 1940	347	390